

 **Macrolux**[®]

CLICK 16

DO IT YOURSELF POLYCARBONATE PANELS


CLICK 16 SYSTEM OF POLYCARBONATE PANELS

Ideal for glazing and roofing in Patios, Greenhouses, Carports, Pool Enclosures, Penthouses, Office Partitions and more! Click 16 is the perfect product for the do-it-yourselfer.




The assembly is so simple that CLICK 16 can easily be installed with standard tools. Cut panels to desired length, tape edges to seal, screw in place, snap in next panel and repeat. Its 4 wall construction is thermally efficient yet it offers high light transmission. Acting like a sunblock, it is opaque to UV rays, protecting patio furniture, vehicles, etc. from the harmful effects of the sun.



Profile



Advantages

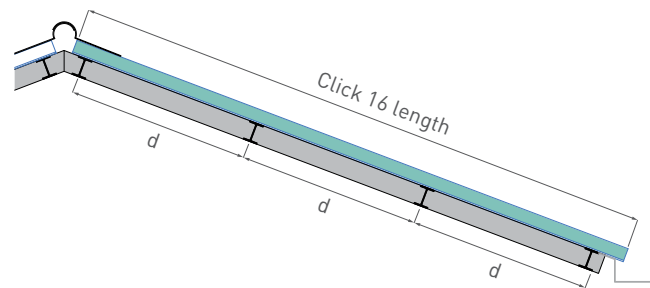
-  **Light in weight and easy Handling – 9" Panels fit in cars –**
-  **High Light Transmission**
-  **Thermally Efficient 4-wall construction**
-  **Quick Assembly – Installs in a Snap!**
-  **UV protection**
-  **Strong – Resistant to impact**



Technical Data


COMPONENT	DATA
Maximum Length	39 feet
Width	9.84 inch
Pitch	0.63 inch
Weight	0.50 lb/ft ²
Thermal Insulation	0.37 Btu/ft ² H °F
Light Transmission	Clear - 65%
	Opal - 41%
Standard Colors	Clear, Opal
Minimum Slope	5%

Loading data

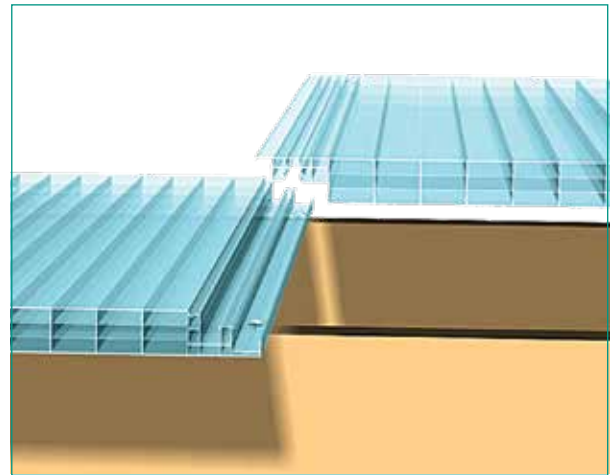


LOAD	DISTANCE
12.53 lbf/ft ²	3' 11-1/4"
18.80 lbf/ft ²	3' 3-3/8"
25.06 lbf/ft ²	2' 7-1/2"


Assembly




Fix the panel with a screw on each rafter.



Join the next panel, taking care to match the male / female profiles before applying pressure. Ensure that panel is fixed.



Close the ends of the Click 16 sheet with the adhesive aluminum tape.



Finish with border trim in aluminum or steel (not supplied).



The data shown here is subject to change without notice at the discretion of MACROLUX® USA. It is the sole responsibility of the customer to confirm with their own architect, engineer or other professional consultants that the goods offered for sale by MACROLUX® USA meet the requirements and specifications of the particular project and use for which they are being purchased.